



HILL HOUSE SCHOOL

## Hill House School – Holiday Booking system (Magicbooking)

These instructions cover how to create an account and make bookings with the school's holiday booking system, Magicbooking.

As the school allows external parents to participate in holiday clubs the system is separate from its other internal systems. However, to help existing parents, details held in our main pupil database are synchronised to Magicbooking. Existing parents should follow the 'forgot my details' link, as described below, to create a new password for this separate system. This new password will not work with MSP or existing systems only within Magicbooking.

Existing Hill House parents – steps to accessing their Magicbooking account.


1. Follow the 'forgot your password' link found on the Magicbooking login page.
2. Enter your email address. Please note this needs to be the one registered with the school already for your other accounts (MySchoolPortal, SOCs etc).
3. Follow the link emailed to you in order to set a password.
4. Login and follow the instructions below from step 4 and 5



Sixth Avenue, Auckley Doncaster, DN9 3GG. Telephone 01302 776300.  
Email [info@hillhouse.doncaster.sch.uk](mailto:info@hillhouse.doncaster.sch.uk) [www.hillhouse.doncaster.sch.uk](http://www.hillhouse.doncaster.sch.uk)


Hill House School Ltd. Registered in England. Registered Office: as above. Registration No 908443





**Log In**

Email

Password 

Remember me [Forgot your password?](#)

**Log In**

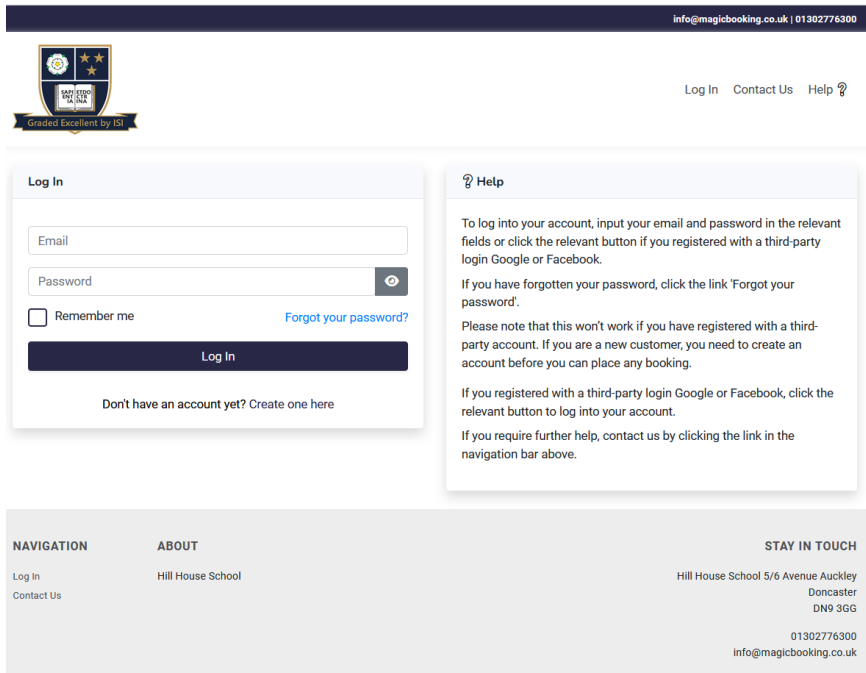
[Don't have an account yet? Create one here](#)

The steps to create an account are (new or external parents).

1. Create your Magicbooking username and password.
2. Click on the account activation link emailed to you.
3. Accept the terms and conditions.
4. Enter pupil details (Hill House parents may need to supply supplementary details or consent).
5. Make and manage your bookings.

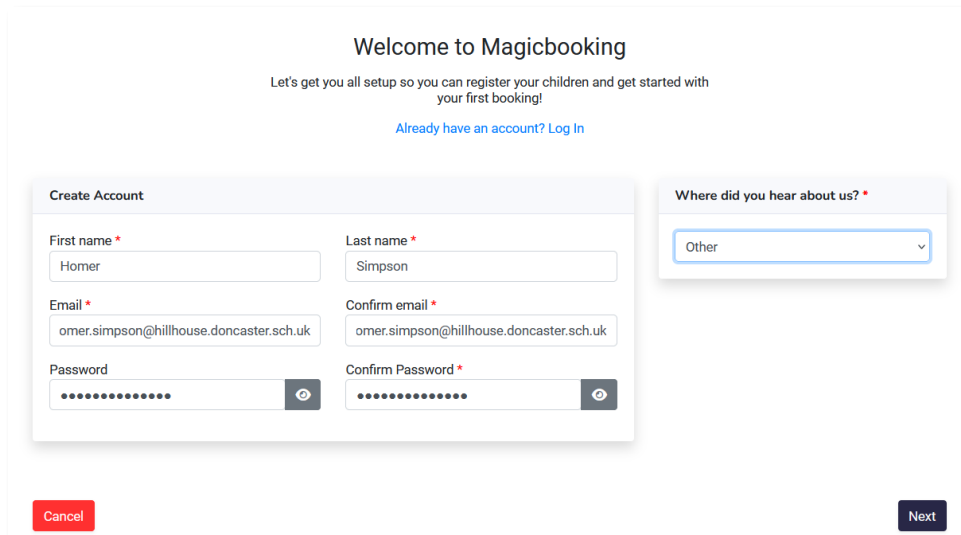
## Create your Magicbooking username and password.

If you do not have a Magicbooking account, simply click on the 'Create one here' link found below the login form.




The screenshot shows the Magicbooking login page. At the top right, the contact information 'info@magicbooking.co.uk | 01302776300' is displayed. The page features a school crest on the left and navigation links 'Log In', 'Contact Us', and 'Help ?' on the right. The main content area is divided into two sections: 'Log In' and 'Help'. The 'Log In' section contains input fields for 'Email' and 'Password', a 'Remember me' checkbox, a 'Forgot your password?' link, and a 'Log In' button. Below the button is a link that says 'Don't have an account yet? Create one here'. The 'Help' section provides instructions on how to log in, including a note about third-party accounts and a link to contact support.

## Create a password.



The screenshot shows the 'Create Account' page on Magicbooking. The heading is 'Welcome to Magicbooking' with a sub-heading 'Let's get you all setup so you can register your children and get started with your first booking!'. A link 'Already have an account? Log In' is provided. The 'Create Account' form has two columns of fields: 'First name \*' (filled with 'Homer'), 'Last name \*' (filled with 'Simpson'), 'Email \*' (filled with 'omer.simpson@hillhouse.doncaster.sch.uk'), 'Confirm email \*' (filled with 'omer.simpson@hillhouse.doncaster.sch.uk'), 'Password' (masked with dots), and 'Confirm Password \*' (masked with dots). To the right, there is a dropdown menu 'Where did you hear about us? \*' with 'Other' selected. At the bottom, there are 'Cancel' and 'Next' buttons.

Verify your email address by following the link sent to you.



Graded Excellent by ISI

Log In Contact Us Help ?

Create Account     Choose Your Centre(s)     Enter Account Details     Terms & Conditions


Your account has been created!

Hooray! You're just 1 step away from being able to use Magicbooking 🐝

An account validation email has been sent to you. Please click the link to activate your account!

[Back to Login](#)

Complete your account set-up.



Graded Excellent by ISI

Log In Contact Us Help ?

Create Account     Choose Your Centre(s)     Enter Account Details     Terms & Conditions

### Enter Account Details

Fill out form below to complete your profile

<b>User Details</b>	<b>Centre(s)</b>
Homer Simpson - homer.simpson@hillhouse.doncaster.sch.uk	Hill House School

**Personal Details**


Title * Mr	Ethnicity * Other ethnic group	Gender * Male
---------------	-----------------------------------	------------------

**Address**

Address Line 1 * 742 Evergreen Terrace	Address Line 2	Town * Springfield
County *	Country *	Postcode *

# Agree to the terms and conditions.

---



Graded Excellent by ISI

[Log In](#) [Contact Us](#) [Help ?](#)

Create Account     Choose Your Centre(s)     Enter Account Details     Terms & Conditions

## Terms & Conditions

Complete your contact permissions and Read and accept the T&Cs below to create your account

### Contact Preferences

The childcare service provider is Hill House School , however the booking and payment platform magicbooking is operated by MyPlayService Ltd.

If you are happy to hear from Hill House School and magicbooking, let us know how you would like to hear from us:

I'd like to receive marketing information from Hill House School by email

I'd like to receive marketing information from Hill House School by SMS

I'd like to receive marketing information from magicbooking by email

I'd like to receive marketing information from magicbooking by SMS

### Terms & Conditions

Please confirm that you have read and understood our T&Cs and Privacy Policy.

I have read and agreed with Hill House School [T&Cs](#) \*

I have read and agreed with Hill House School [Privacy Policy](#) \*

I have read and agreed with magicbooking [T&Cs](#) \*

I have read and agreed with magicbooking [Privacy Policy](#) \*

## Add in children - not required if you are an existing parent or guardian at Hill House School.

If you are an existing parent or guardian, please use the email address we have on file for you. This will enable us to link your details.

If you do need to add a child, then go to the 'Children' menu and click on '+ Add child'. Work through the wizard to enter all required details.



[Home](#) [Book Activity](#) [Bookings](#) [Account](#) **Children** [Contact Us](#) [Help ?](#) [Logout](#)

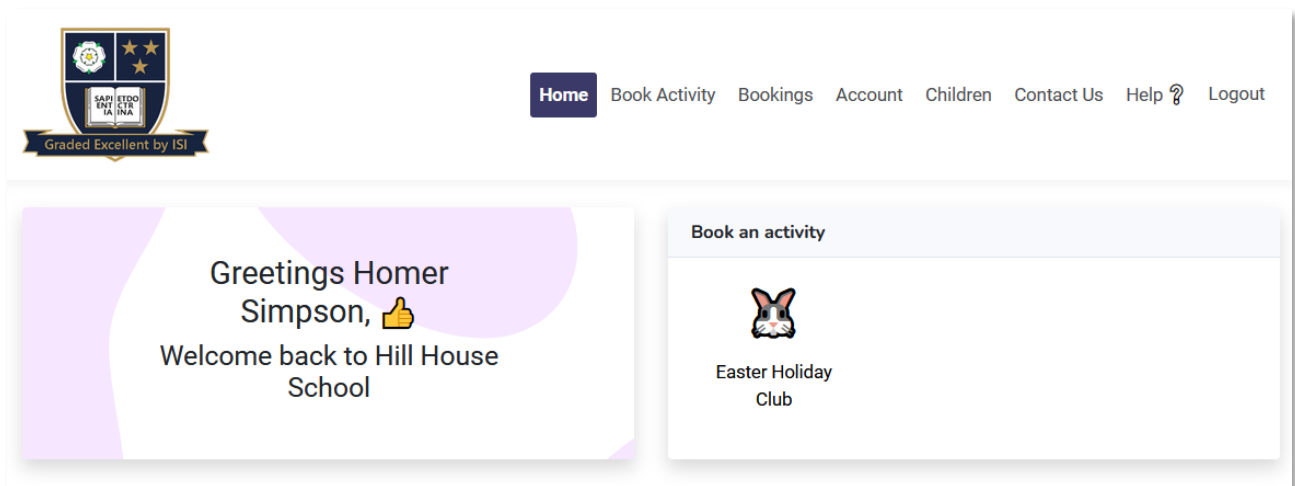
You have not registered any children to your account.

[+ Add child](#)

## Making a booking

First log in to Magicbooking by following the links from the school's website or MySchoolPortal.

Select 'Book Activity' or select the activity from the 'Book an activity' section. Please note that only activities that your child(ren) is/are eligible for will be listed.




The screenshot displays the website interface for Hill House School. At the top left is the school's crest, which includes the motto 'SAPI ETIO CIP NA' and the text 'Graded Excellent by ISI'. To the right of the crest is a navigation menu with the following items: 'Home' (highlighted in a dark blue box), 'Book Activity', 'Bookings', 'Account', 'Children', 'Contact Us', 'Help ?' (with a question mark icon), and 'Logout'. Below the navigation menu, the page is divided into two main sections. The left section features a purple and white background with the text: 'Greetings Homer Simpson, 👍' and 'Welcome back to Hill House School'. The right section is titled 'Book an activity' and contains a single activity listing: 'Easter Holiday Club', which is accompanied by a small icon of a rabbit's face.

Select the sessions and dates required.

**Easter Holiday Club**

● Book Session      ● Check Availability      ● Booking Recap

Select the child you'd like to book



Bart Simpson

Select the child(ren) you are booking for.

Select the session.

Easter Holiday Club - 2023 - Select your session

Runs On	Duration	Price	Select
M T W T F S S	08:00 - 17:00	£36.00	<input checked="" type="checkbox"/>

Select the dates you'd like to book

From 03/04/2023 To 14/04/2023

Ad-hoc days?

Select All

Monday

Tuesday

Wednesday

Thursday

Friday

Add Dates

If your day selections are different each week change the date range as required.

Select the days.

Once you have made your selections click on 'Add Dates' to proceed.





# Making bookings – review your bookings.

Easter Holiday Club Total Cost £108.00

Book Session     Check Availability     Booking Recap

Session: Easter Holiday Club - 2023 Click to expand and collapse

Year: 2023 Switch View:  

Switch between calendar and week view.

April 2023 month day list < >

Sun	Mon	Tue	Wed	Thu	Fri	Sat
26	27	28	29	30	31	1
2	3 Bart (08:00 AM - 05:00 PM)	4	5 Bart (08:00 AM - 05:00 PM)	6	7	8
9	10 Bart (08:00 AM - 05:00 PM)	11	12 Bart (08:00 AM - 05:00 PM)			15
16	17	18	19	20	21	22
23	24	25	26	27	28	29
30	1	2	3	4	5	6

Dates in red are not available.


Booked dates.

[← Back](#) **Next**

Review your selections and click 'Next'


## Making bookings – payment

✔ Book Session      ✔ Check Availability      ● Booking Recap

**Easter Holiday Club - 3 sessions booked** 

Cost of Session(s)	Session(s)	<a href="#">View dates booked</a>
£108.00	Easter Holiday Club - 2023	

Child(ren) Booked

 Bart

Please note that some of the dates you have selected are not available. Click 'View dates booked' for further information.

**Total**

Total Booking	£108.00
Total to Pay	£108.00

**Choose your payment method below**

**Pay by one-off Childcare Voucher/TFC**

I have read and agreed with Hill House School T&Cs \*

[Pay now](#)

[← Back](#) [Add another activity](#)

You may pay by card or via childcare vouchers. Click on 'I have read and agreed with Hill House School T&Cs'. Select 'Pay by one-off childcare voucher/TFC' if paying by Childcare vouchers. Click 'pay now'.

You now have 20 minutes to make payment to secure your bookings.